

SEA URCHINS FABRIC GUIDE











Use this guide to duplicate the fabric placement in the Lap Quilt shown on the cover of my Sea Urchins pattern.

To make this quilt, I used two 10 square packs of my Reef print fabric collection and one 10 square pack of my Reef Kona Cotton Solid Coordinates, both available in Summer 2017 from Robert Kaufman Fabrics.








































The background fabric in my sample quilt is Essex Yarn-Dyed Linen Blend in Taupe. The darker fabric in the block centers is Essex Yarn-Dyed Linen Blend in Nutmeg.






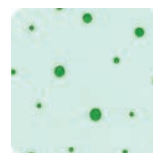






For each of the following blocks and partial blocks, you will need 2 squares, 10" x 10" each, of each fabric:

	FABRIC 1	FABRIC 2	FABRIC 3		FABRIC 1	FABRIC 2	FABRIC 3
HC1				C2			
	Kona Lime	Kona Jungle	AZH-16975-365		AZH-16975-155	AZH-16973-265	AZH-16972-340
C1				C3			
	AZH-16971-135	AZH-16976-294	AZH-16974-291		AZH-16972-375	AZH-16975-365	Kona Grasshopper

For each of the following blocks and partial blocks, you will need 1 square, 10" x 10", of each fabric:

	FABRIC 1	FABRIC 2	FABRIC 3	FABRIC 4	FABRIC 5	FABRIC 6
QC1	 AZH-16974-63	 AZH-16976-335	 Kona Delft			
HB1	 AZH-16975-345	 AZH-16974-345	 Kona Sage	 AZH-16971-360	 AZH-16972-213	 AZH-16976-374
QA1	 AZH-16974-376	 Kona Peach	 AZH-16976-101	 AZH-16971-144	 AZH-16975-320	 AZH-16972-170
A1	 AZH-16974-376	 Kona Peach	 AZH-16973-146	 Kona Nectarine	 AZH-16972-170	 Kona Flame
B1	 AZH-16974-345	 AZH-16975-345	 AZH-16971-360	 Kona Kale	 Kona Spruce	 AZH-16976-374
HB2	 Kona Watermelon	 AZH-16976-101	 AZH-16971-144	 Kona Sangria	 Kona Crimson	 AZH-16975-320
B2	 Kona Fog	 AZH-16974-63	 AZH-16971-364	 Kona Astral	 Kona Celestial	 AZH-16973-364

For each of the following blocks and partial blocks, you will need 1 square, 10" x 10", of each fabric:

	FABRIC 1	FABRIC 2	FABRIC 3	FABRIC 4	FABRIC 5	FABRIC 6
HA1	 Kona Curry	 AZH-16976-294	 Kona Cedar	 AZH-16971-135	 Kona Paprika	 AZH-16974-291
A2	 AZH-16974-345	 AZH-16975-345	 Kona Sage	 AZH-16971-360	 Kona Spruce	 AZH-16976-374
B3	 Kona Watermelon	 AZH-16976-101	 AZH-16971-144	 Kona Sangria	 Kona Crimson	 AZH-16975-320
QA2	 AZH-16974-345	 AZH-16975-345	 Kona Sage	 AZH-16971-360	 Kona Kale	 AZH-16976-374
HB3	 Kona Curry	 AZH-16976-294	 AZH-16971-135	 Kona Cedar	 Kona Paprika	 AZH-16974-291
HA2	 AZH-16974-376	 Kona Dusty Peach	 AZH-16973-146	 Kona Nectarine	 AZH-16972-170	 Kona Flame
QC2	 Kona Astral	 AZH-16973-364	 AZH-16971-364			