


NORM & NANETTE

New palette featuring Paintbox and Kona Solids!



Norm & Nanette Kona Palette
TEN-826-42



Paintbox Sunshine Palette
TEN-930-42



Paintbox Meadow Palette
TEN-931-42



Paintbox Winter Palette
HS-122-24

PAINTBOX NORM & NANETTE QUILT


















































Use this guide with my Norm & Nanette pattern to make the above quilt using precut 10" squares of my Paintbox print fabric collection and coordinates from Robert Kaufman Fabrics. The gnomes' clothing is made using one 10 Square pack each of the Sunshine, Meadow, and Winter Palettes. The gnomes' faces and hair are made using my Norm & Nanette Kona Solids 10-Square pack. The background fabric is Essex Yarn-Dyed Homespun in Charcoal.

Refer to the guide on the next two pages to see which fabric squares to use in each block.

© 2020 by Elizabeth Hartman.
For personal use only.

































A PATTERN BY
**ELIZABETH
HARTMAN**

NORM BLOCKS

	FABRIC 1 (1 square) Hat	FABRIC 2 (fat eighth, or 2 squares) Tunic	FABRIC 3 (1 square) Belt & Boots	FACE (1 square)	NOSE (cut from leftovers)	BEARD (1 square)
A	 AZH-19684-379	 Essex YD Homespun Orangeade	 AZH-19678-144	 Kona Lingerie	 Kona Peach	 Kona Cedar
B	 AZH-17722-440	 Manchester Marmalade	 AZH-19677-380	 Kona Latte	 Kona Biscuit	 Kona Snow
C	 Essex YD Ochre	 AZH-19679-362	 Essex YD Cedar	 Kona Earth	 Kona Mocha	 Kona Snow
D	 AZH-19683-292	 AZH-19680-292	 Essex YD Curry	 Kona Latte	 Kona Biscuit	 Kona Snow
E	 AZH-19681-341	 AZH-19678-371	 Essex Lime	 Kona Earth	 Kona Mocha	 Kona Coffee
F	 AZH-17722-218	 AZH-19679-7	 Essex YD Palm	 Kona Biscuit	 Kona Earth	 Kona Chestnut
G	 AZH-17722-44	 AZH-19683-36	 AZH-19682-36	 Kona Mocha	 Kona Coffee	 Kona Snow
H	 AZH-17722-335	 AZH-19679-362	 Essex YD Aqua	 Kona Latte	 Kona Biscuit	 Kona Coffee
I	 AZH-19680-338	 AZH-19677-423	 Essex YD Peacock	 Kona Lingerie	 Kona Peach	 Kona Snow

NANETTE BLOCKS

Note: Cut collar pieces J from each Fabric 3.

	FABRIC 1 (1 square) Dress	FABRIC 2 (1 square) Hat, Trim & Pockets	FABRIC 3 (1 square) Boots & Collars	HAIR (1 square)	FACE (1 square)
A	 AZH-19684-349	 AZH-19681-152	 Manchester Shell	 Kona Coffee	 Kona Mocha
B	 AZH-19680-440	 Essex YD Flame	 AZH-17722-379	 Kona Roasted Pecan	 Kona Tan
C	 Manchester Yarrow	 AZH-17722-368	 AZH-19682-368	 Kona Chestnut	 Kona Biscuit
D	 Essex YD Pickle	 AZH-17722-341	 AZH-19684-441	 Kona Cedar	 Kona Lingerie
E	 Essex YD Jungle	 AZH-19681-341	 Manchester Kiwi	 Kona Ochre	 Kona Lingerie
F	 Essex YD Seafoam	 AZH-19677-218	 AZH-17722-34	 Kona Coffee	 Kona Biscuit
G	 AZH-19680-338	 Manchester Jade	 AZH-19681-34	 Kona Snow	 Kona Tan
H	 Essex YD Malibu	 AZH-19683-63	 AZH-17722-384	 Kona Chestnut	 Kona Latte
I	 Manchester Denim	 AZH-17722-66	 AZH-19678-216	 Kona Ochre	 Kona Lingerie

EYES & MOUTHS FOR ALL BLOCKS



Cut all eyes (pieces A) from the Kona Espresso squares.



Cut the mouths (piece D for Norm and piece B for Nanette) for Norm Blocks E and H and Nanette Block A from the Kona Cayenne square.



Cut all remaining mouths from the Kona Pimento square.